

IMPORTANT


The cans supplied in this carton are not fitted with spray nozzles.

Please fit the nozzles enclosed in this pack and re-use them for **no more than 3 cans**. The spray holes become worn with use and this can lead to problems with the accuracy of Trutest's test results.

DO NOT use nozzles from any other type of spray can as they will not produce the correct test spray particle size required by Trutest's measuring system. Use of incorrect nozzles may affect the accuracy of readings and/or damage Trutest.


See the fitting instructions below.

Trutest Nozzle Fitting Instructions




Remove the dust cap.

Use only the nozzles supplied in this pack.



Cover the spray hole of the nozzle with your thumb and gently place the nozzle on to the blue tube in the top of the can.



Push the nozzle down as far as it will go without actuating the spray. You will feel resistance when it is seated correctly.

Take care not to spray the contents towards your face accidentally.



To remove a nozzle, cover the spray hole with your thumb and gently twist off the nozzle.

DO NOT RE-USE EACH NOZZLE FOR MORE THAN 3 CANS.



Specialized Fire Products

SDi,
1345 Campus Parkway, Neptune, NJ 07753-6815 USA
Tel: 732-751-9266 Fax: 732-751-9241
Email: sales@sdfire.com Web: www.sdfire.com

L132250-1